


ATLAS PRO

Active portable subwoofer

ALDERWOOD

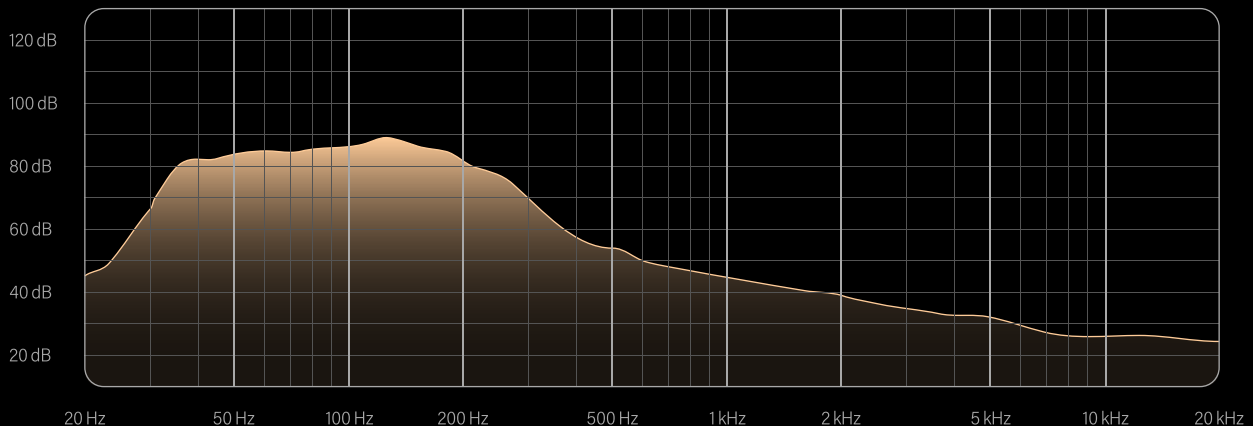
The Atlas Pro is an active portable subwoofer designed to deliver powerful and precise bass in large entertainment spaces. With user-adjustable settings for fine-tuning, it's perfect for homes, venues, and live performances.



Solid performance

- A Dual 8" carbon composite drivers
- B Aerodynamic front firing ports
- C Reinforced tonewood chassis

Frequency response



Atlas Pro at 1 meter distance, using factory settings, volume set low.

ATLAS PRO


Active portable subwoofer

Ins & outs

A	Input	Balanced XLR / TRS
B	Input	Unbalanced RCA
C	Output	Unbalanced RCA
D	Output	Balanced XLR

Dimensions

E	Width	29 cm
F	Height (including feet)	49 cm
G	Depth	36.5 cm



The finer details

Power handling	500W
Sensitivity @ 1Mtr	97 dB
Frequency range	32 - 500 Hz (User adjustable)
Beamwidth	Cardioid -4dB rear
Input connections	XLR x2, RCA x2
Dimensions (HxWxD)	48 x 29 x 35 cm
Weight	12 kg
Cabinet material	Premium birch ply
Environmental rating	IP50
Colours	Black / White
Driver size	Dual 8" woofers
Driver suspension surround	Butyl rubber
Magnet assembly	High-temp neodymium
Moving mass	34 g
Maximum cone excursion	11 mm
Magnetic circuit weight	900 g
Gauss	1.2 Tesla



In the box

Atlas Pro active subwoofer

IEC powerlead

User manual

